



District Report Card: 2017


State: Punjab	District: Bathinda
Class: 3	Subject: Language
Schools: 61	Students: 1419


Participation/Coverage


Students

GENDER 	Boys		Girls	
	Number	%	Number	%
	729	51.37	690	48.63

AREA 	Rural		Urban	
	Number	%	Number	%
	1044	73.57	375	26.43

CATEGORY 	SC		ST		OBC		GEN	
	Number	%	Number	%	Number	%	Number	%
	1049	73.93	3	0.21	203	14.31	164	11.56

CWSN 	LD	VI	HI	S&LD	ID	Oth
	16	4	4	8	6	40

Management 	Government		Government-aided	
	Number	%	Number	%
	1394	98.24	25	1.76

Average Performance of Students in Language (%)

Overall	Gender		Area		Management		Social Group			
	Male	Female	Rural	Urban	Govt.	Aided	SC	ST	OBC	GEN
41.98	41.45	42.54	47.45	26.76	42.41	18.13	40.97	24.44	48.21	41.10

Performance on Learning Outcomes (LOs)

Learning Outcomes	Description	Average Performance(%)
L304	Reads small texts with comprehension i.e., identifies main ideas, details, sequence and draws conclusions	43.60
L312	Reads printed scripts on the classroom walls: poems, posters, charts etc.	38.75

Range of Performance of Students who Answered Correctly							
Below 30%		30% - 50%		50% - 75%		Above 75%	
Number	%	Number	%	Number	%	Number	%
546	38.48	267	18.82	324	22.83	282	19.87

Lowest Performing Learning Outcomes (LOs)

- 1 - Reads printed scripts on the classroom walls: poems, posters, charts etc. (38.75)
- 2 - Reads small texts with comprehension i.e., identifies main ideas, details, sequence and draws conclusions (43.60)